


roomdimensions.es

**ROOMDIMENSIONS**


Passatge Criadero, nau 3  
Pol. Industrial Sota el Molí  
08160 Montmeló, Barcelona, Spain  
T. +34 93 515 57 17  
infospain@roomdimensions.es

rdi

PRODUCT REVIEW



V-CONCEPT



# TECHNICAL SOLUTIONS FOR CONTROL ROOM

“Our aim is the detail”



EXPERTS IN INFRASTRUCTURE DEVELOPMENT AND IN PROVIDING  
HIGH ADDED VALUE SOLUTIONS FOR 24X7 OPERATIONS ENVIRONMENTS





**Roomdimensions Iberica, RDI**, provides technical solutions for control rooms, focused on the manufacturing and exporting of high added-value technical furniture and ergonomic solutions for non-stop operation environments.

We have a wide range of products that enhance the management and the organization of the 24x7 operations environments and their annexed spaces, using at any time the suitable product for the user's needs.

Operations and supervisor consoles, meeting tables, archive furniture, printing cabinets, auxiliary technical furniture, specific 24x7 chairs & ergonomic supports.



# Why a console?



High-quality, sustainable and low maintenance materials.

High tech solutions ready to manage cabling infrastructure and connectivity.

Energy and data cabling distributed to avoid interferences.

Designed for human factors.

Fast and clean access to the infrastructure without disturbing the user.

Different areas for the connectivity of the equipment.

Integration of ergonomic elements to enhance the daily user comfort.

Cabling management is the key point.

The capability of creating multiple configurations.

Space for the equipment location.

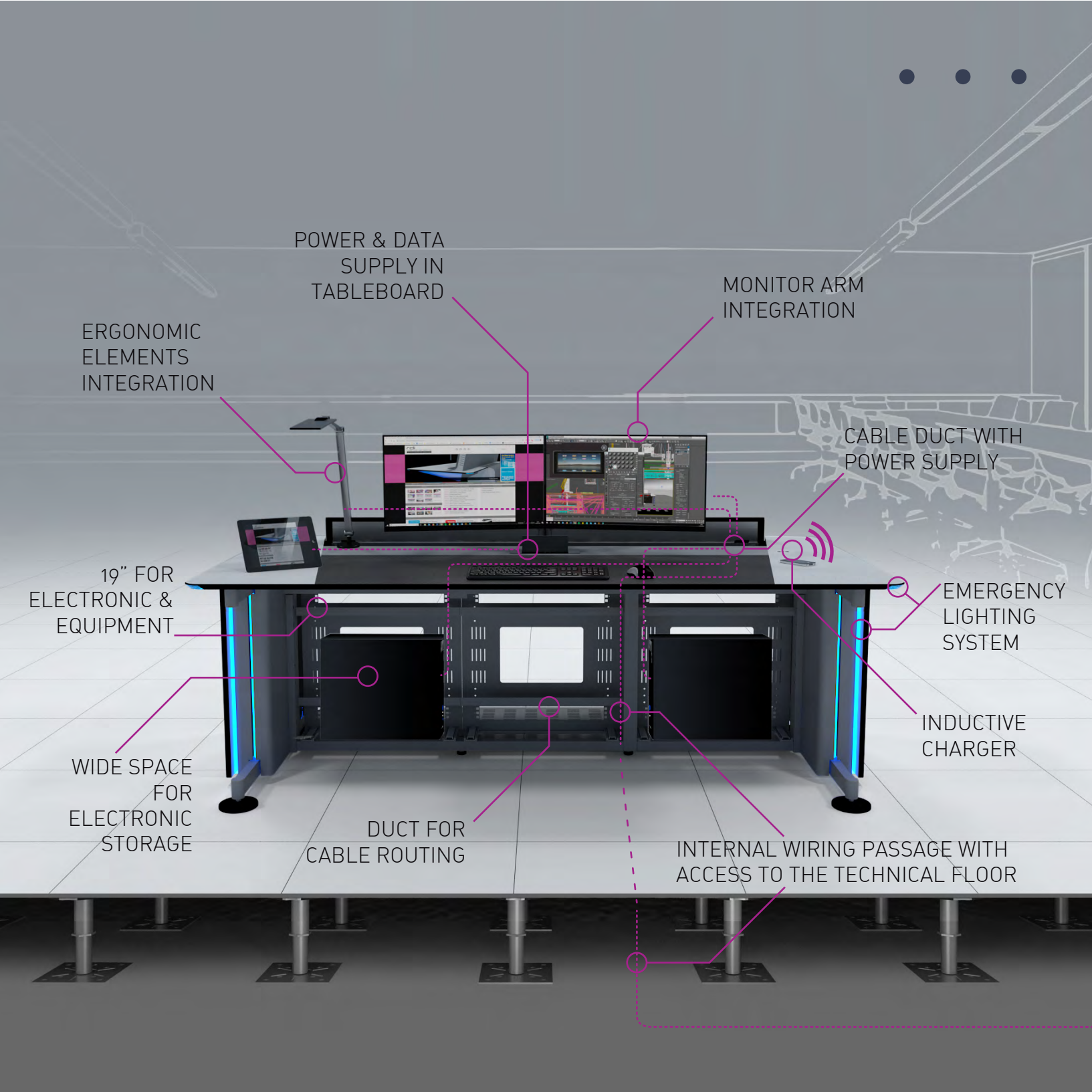
Designed following the control room international regulations.

Option to reconfigure the work post modifying number of operators at any time.

Maximum functionality with the latest integrated technology.







POWER & DATA  
SUPPLY IN  
TABLEBOARD

MONITOR ARM  
INTEGRATION

ERGONOMIC  
ELEMENTS  
INTEGRATION

CABLE DUCT WITH  
POWER SUPPLY

19" FOR  
ELECTRONIC &  
EQUIPMENT

EMERGENCY  
LIGHTING  
SYSTEM

WIDE SPACE  
FOR  
ELECTRONIC  
STORAGE

INDUCTIVE  
CHARGER

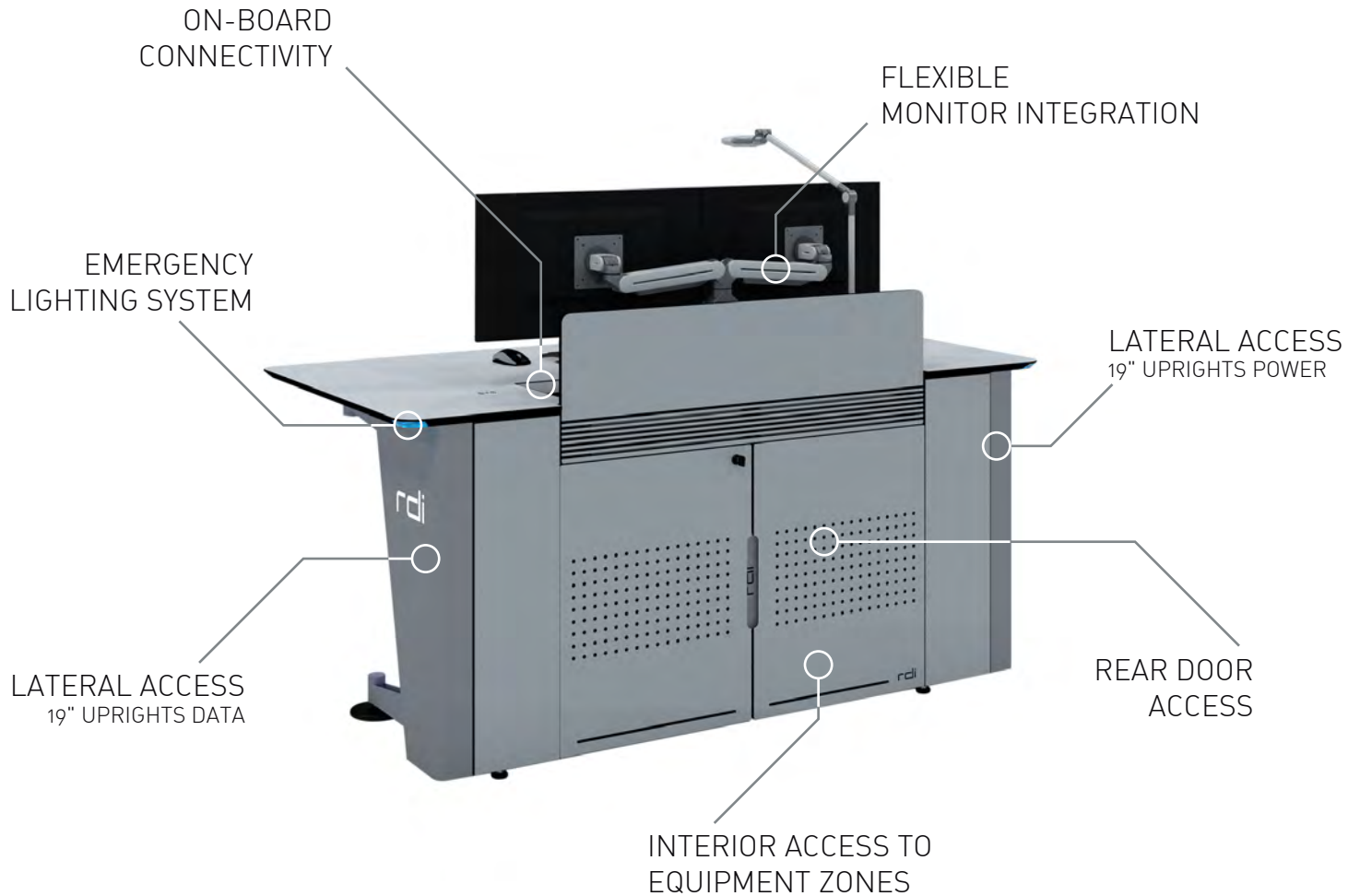
DUCT FOR  
CABLE ROUTING

INTERNAL WIRING PASSAGE WITH  
ACCESS TO THE TECHNICAL FLOOR

# V-CONCEPT



# V-CONCEPT



The **V-CONCEPT** is a control room console concept designed to be a high technological solution for 24x7 operation environments with fine and visually simple workstation systems in order to deliver high added value to the operators.



# DESIGN



The design of the **V-Concept console** is based on a simple, dynamic, light and minimalistic theme. The feet of the table are fully embraced within the console, being integrated within the whole set.

Allowing easy modularity, creating multiple consoles, and is able to integrate an archive module annexed to the same structure of the console.



Details that make the difference



Emergency lighting system



High modularity




Groundbreaking sides

# CONNECTIVITY

V-CONCEPT

On each side of the cable duct in the structure, you have access to a special area dedicated to connectivity or other electronic equipment. This area has a vertical 19" mount with a capacity of 1U width that can be used to place energy sockets or patch panels in a standard format.



Connectivity  
in the cable duct



Wireless charger

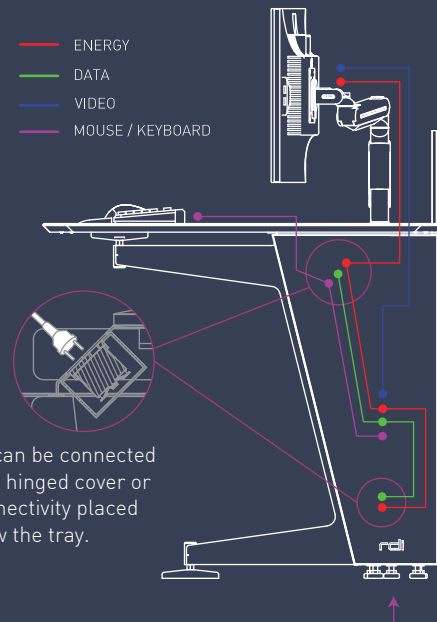



19" Uprights data



19" Uprights power

The Table Work is equipped with a lid with customizable power sockets, data, and USB ports in the Cable Duct. In addition, power strips can be installed at the **Cabling Drive Zone** (bottom of the structure).

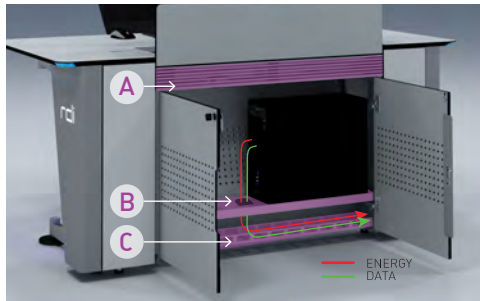
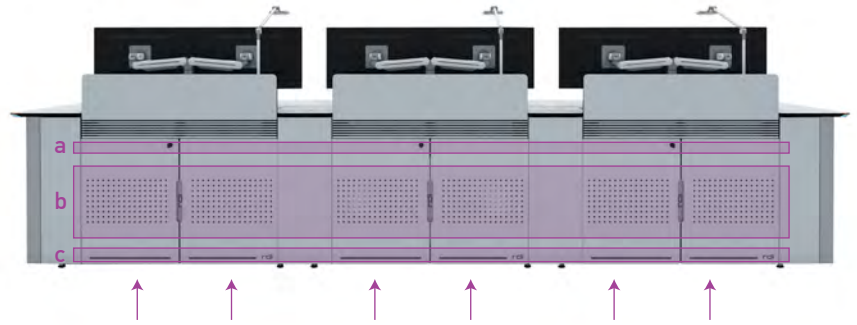


# CABLING MANAGEMENT

The **CABLE DUCT ZONE (a)** receives all the cabling coming from the table board. It is divided in two zones vertically: one for the cabling and another for the PC and electronics equipment.

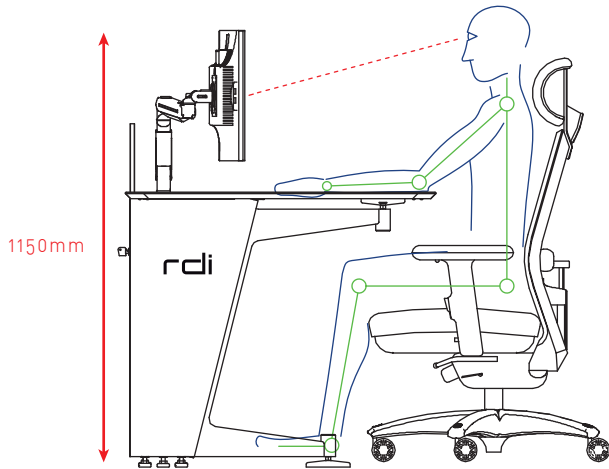
The **TRAY ZONE (b)** is the area to locate electronic equipment inside the console structure, allowing to drive cabling from one point to another.

The **CABLING DRIVE ZONE (c)** is used for heavy cabling purposes to connect all the structure of the console. It's the nearest zone to connectivity inside the structure. Moreover, the wiring can be driven inside the console from the bottom.

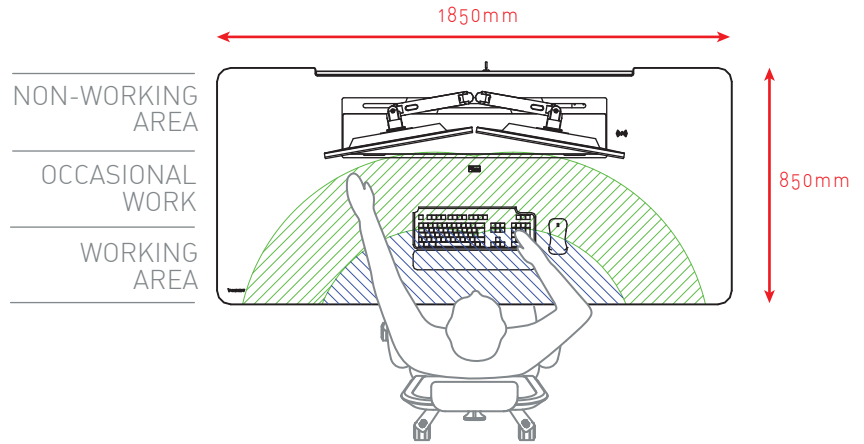


# ERGONOMICS


Our engineers apply the human factor & ergonomic regulation (commonly referred to as HF&E), also known as comfort design, functional design, and systems, in order to take proper account of the interaction between the **V-Console** itself and the operator.



# V-CONCEPT



The **V-CONCEPT** has been ergonomically designed according to the criteria of the Ministry of Labor and Social Affairs and following the standards of the UNE-EN ISO 11064 (Ergonomic design for control centers). The **V-CONCEPT** allows the monitor placing all along the work post and offers an easy and comfortable way to modify, add or remove monitors.





# BLACK EDITION

The elegant version of the **V-CONCEPT**, a console that not only has all the necessary technological requirements but a strong contemporary look in a glossy black finish. Designed for control rooms where aesthetics is also a determining factor.



# CONFIGURATIONS

The **V-CONCEPT console** has been developed to be adapted into multiple configurations to meet the required solution for every control room. The modular system of the **V-CONCEPT console** range enables the creation of individual or multiple workplaces adapted to specific operator's tasks and to the general control room, offering a wide range of possibilities; double console, double-faced, reduced linear, curved...



**V-CONCEPT**

# V-CONCEPT EVO

V-Concept EVO is the result of an extensive market analysis based on RDI's experience applied on strategic projects and on the feedback provided by our clients.

- ✓ Increase of its internal management capacity
- ✓ Bigger space for the management of infrastructure and connectivity

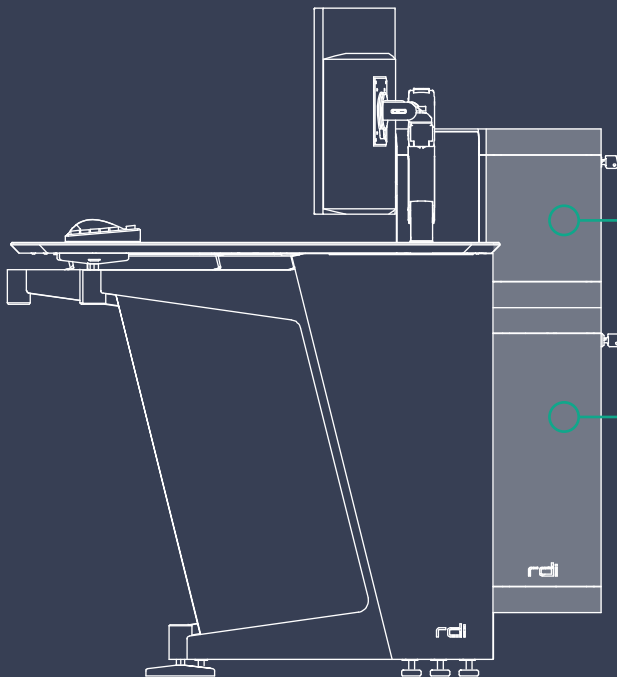


# EVEN MORE SPACIOUS

The improvements of the product are based on providing the solution with an **increase of its internal management capacity**, as well as a **bigger space for the management of infrastructure and connectivity**, with no need to modify the existing V-Concept platform, in all those projects that it has already been implemented.

The solution has a modular and stackable compartmentalization system, which allows increasing the depth of the standard structure of the console, enlarging the internal capacity for the location of computer equipment or the creation of high capacity 19" sections.

## V-CONCEPT



### BACK EXTENDED COMPARTMENT

Fixed extended panel to install small equipment and KVM units. Helps hiding the cables coming from the monitors or the table board. Doors are manufactured in 12 mm phenol boards.

### REAR EXTENDED COMPARTMENT

Extended compartment with hinged doors to access the inside of the structure. Doors are manufactured in 12 mm phenol boards.



# IMPROVEMENTS



## INTERNAL CAPACITY

Internal capacity depends on the length of the cableduct. The common measures in all the consoles are the same.




## LATERAL ACCESS

The inside of the feet can be easily accessed through the hinged covers, where the 19" uprights are located.



## WIRING ENTRANCE

The wiring can run inside the entire console, and can enter through the feet as well as through the tray.




## WIRING ORGANIZATION

The structure of the feet and the central tray is perforated in order to be able to bridle the wiring inside.




The evolution of the V-Concept range is completed by a whole series of **internal accessories that make possible to modulate the interior space** depending on the type of technology to be installed, either equipment or elements in 19" format or in conventional format, which can slide completely out of the structure through the use of removable trays.

From the point of view of connectivity management and structured cabling, V-Concept EVO reinforces the concept of **Lateral Technical Area** and **Lower Technical Area**. Both areas allow the management of cabling separately.




Connection unit with hinged cover



Single monitor support



Lateral access



Ground support with zamak leveller